

## TÜV NORD TURKEY Industrial Services Inspection Report

INSPECTOR	Özgün Ozan TÜRK	TÜV ORDER NO.	21144227
PLACE & DATE	MASLAK	REPORT NO	RP-21144227-01
CUSTOMER	LINK YAPI SAN. VE TIC. A.Ş.	MANUFACTURER	LINK YAPI SAN. VE TIC. A.Ş.
CUSTOMER ORDER NO	-	MANUFACTURER ORDER NO	-
INSPECTION DATES	08.12.2016-09.12.2016	MANUFACTURER CONTACT	-
CUSTOMER CONTACTS	-	HARD STAMP	<input type="checkbox"/> Yes <input checked="" type="checkbox"/> No
REPORT TYPE	<input type="checkbox"/> Initial <input type="checkbox"/> Interm <input checked="" type="checkbox"/> Final		
ANNEXES	<input checked="" type="checkbox"/> Yes <input type="checkbox"/> No		

### • SUBJECT OF INSPECTION

This inspection includes 3rd party control of LINK YAPI SAN. VE TIC. A.Ş.'s site at Maslak / ISTANBUL.

It covers the tests made under the ANSI-ASHRAE 171-2008 standard according to the recommended load values of the SEISMIC and VIBRATING RESTRICTIVE equipment designed and manufactured by LINK YAPI. The audit findings are summarized below.

TITLE AND DOCUMENT REFERENCES	REVISION AND DATE
ANSI-ASHRAE 171-2008	2008
Test Matrisi	
Teknik Çizim	

### • PROJECT PROGRESS

The technical drawings of the SEISMIC and VIBRATING RESTRICTIVE equipments and the calibration certificate of the test equipments are available.

The safety coefficient of the firm is 1,5.

In tests, the time-dependent load change is applied to achieve the value obtained by multiplying the recommended load value by the safety factor and it has been observed that the regulation is applied as outlined below. Reaching the initial load value determined in 10 seconds.

1. Hold for 60 seconds at this value.
2. Increasing load applied in 10 seconds and returning to initial load value in 10 seconds after load application
3. Repeat step 3 until the target load value is reached

• **MAIN CONCLUSIONS & RESULT & REMARKS**


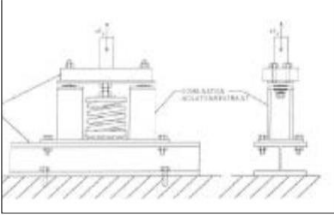

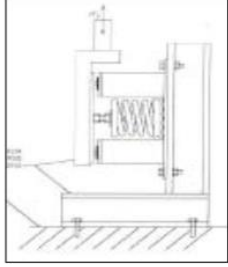

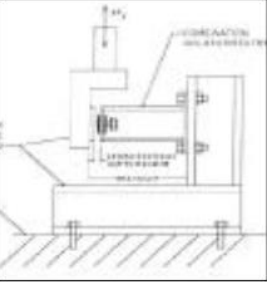

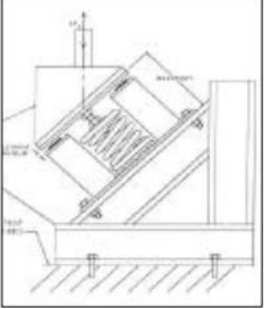

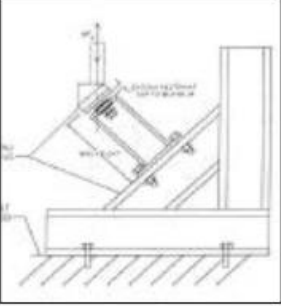

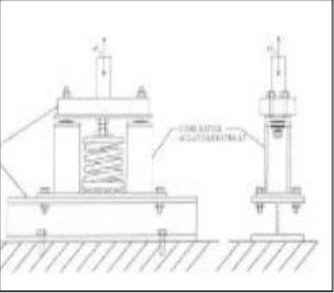

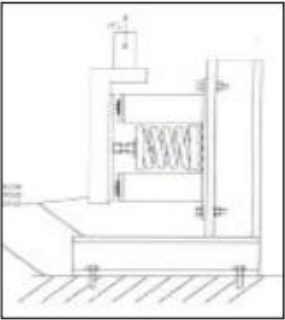

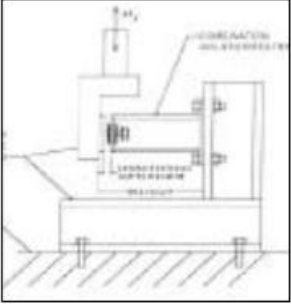
- There are no products that can not provide the targeted load values as a result of the tests
- There is no product that is too damaged to perform its job as a result of the tests.
- Products on which the tests are applied, test positions, load values and the results are listed below.

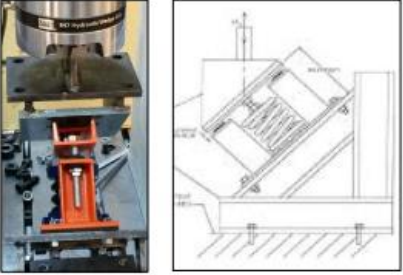
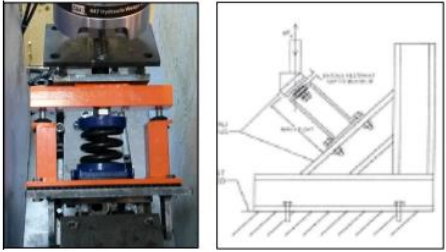
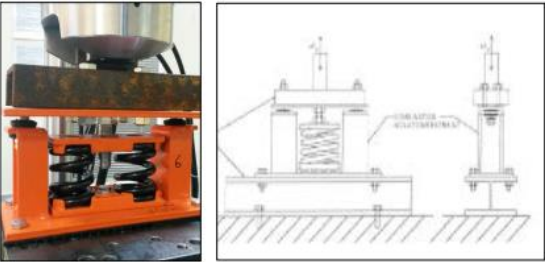
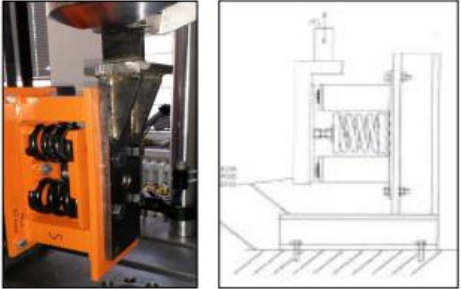
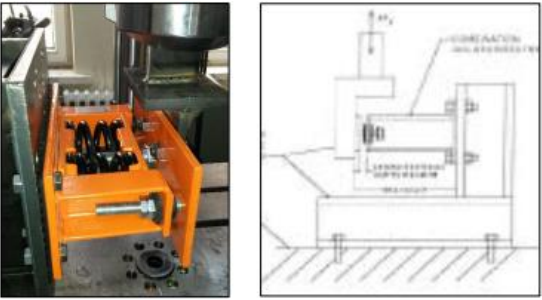
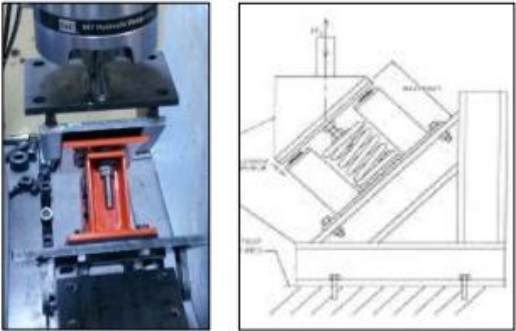
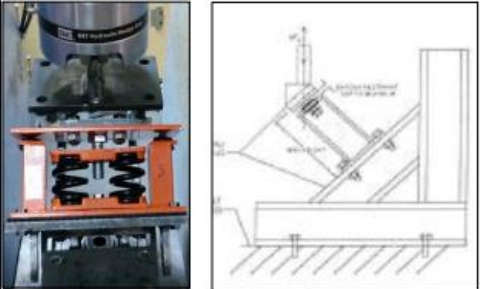
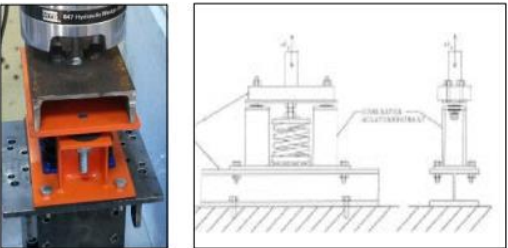
Name of the product	Test Positions	Recommended Load	Safety Coefficient	Target Load	Reached Load	Result	Picture
SLOTV2	Figure 4.1	(+/-) 12,00kN	1,50	-18,00kN	-19,441kN	OK	Pic.1
	Figure 4.2	(+/-) 12,00kN		18,00kN	19,361kN	OK	
	Figure 5	(+/-) 12,00kN		-18,00kN	-19,158kN	OK	Pic.2
	Figure 6	(+/-) 12,00kN		-18,00kN	-19,23kN	OK	Pic.3
	Figure 7	(+/-) 12,00kN		18,00kN	19,32kN	OK	Pic.4
	Figure 8	(+/-) 12,00kN		18,00kN	19,32kN	OK	Pic.5
SLOT2	Figure 4.1	(+/-) 16,00kN	1,50	-24,00kN	-26,04kN	OK	Pic.6
	Figure 4.2	(+/-) 16,00kN		24,00kN	25,82kN	OK	
	Figure 5	(+/-) 16,00kN		-24,00kN	-25,63kN	OK	Pic.7
	Figure 6	(+/-) 16,00kN		-24,00kN	-25,01kN	OK	Pic.8
	Figure 7	(+/-) 16,00kN		24,00kN	25,71kN	OK	Pic.9
	Figure 8	(+/-) 16,00kN		24,00kN	25,72kN	OK	Pic.10
SLOT2AC	Figure 4.1	(+/-) 24,00kN	1,50	-36,00kN	-38,84kN	OK	Pic.11
	Figure 4.2	(+/-) 24,00kN		36,00kN	38,34kN	OK	
	Figure 5	(+/-) 24,00kN		-36,00kN	-38,63kN	OK	Pic.12
	Figure 6	(+/-) 24,00kN		-36,00kN	-38,63kN	OK	Pic.13
	Figure 7	(+/-) 24,00kN		36,00kN	38,45kN	OK	Pic.14
	Figure 8	(+/-) 24,00kN		36,00kN	38,19kN	OK	Pic.15
SLOT4AP	Figure 4.1	(+/-) 48,00kN	1,50	-72,00kN	-77,15kN	OK	Pic.16
	Figure 4.2	(+/-) 48,00kN		72,00kN	74,04kN	OK	
	Figure 5	(+/-) 48,00kN		-72,00kN	-76,43kN	OK	Pic.17
	Figure 6	(+/-) 48,00kN		-72,00kN	-76,38kN	OK	Pic.18
	Figure 7	(+/-) 48,00kN		72,00kN	74,13kN	OK	Pic.19
	Figure 8	(+/-) 48,00kN		68,40kN	68,42kN	OK	Pic.20
SLZ	Figure 14A	(+/-) 26,00kN	1,50	-39,00kN	-41,96kN	OK	Pic.21
	Figure 14B	(+/-) 22,00kN		33,00kN	33,52kN	OK	Pic.22
	Figure 14C	(+/-) 23,00kN		35,50kN	35,45kN	OK	Pic.23
SLD1	Figure 19	(+/-) 26,00kN	1,50	-39,00kN	-42,00kN	OK	Pic.24
SLD2	Figure 16A.1	(+/-) 30,00kN	1,50	45,00kN	48,42kN	OK	Pic.25
	Figure 16A.2	(+/-) 30,00kN		-45,00kN	-48,37kN	OK	Pic.26
	Figure 16B	(+/-) 30,00kN		45,00kN	48,07kN	OK	Pic.27
	Figure 16C	(+/-) 30,00kN		45,00kN	48,19kN	OK	Pic.28

**Note:** The "+" and "-" expressions specified in the load values expresses;

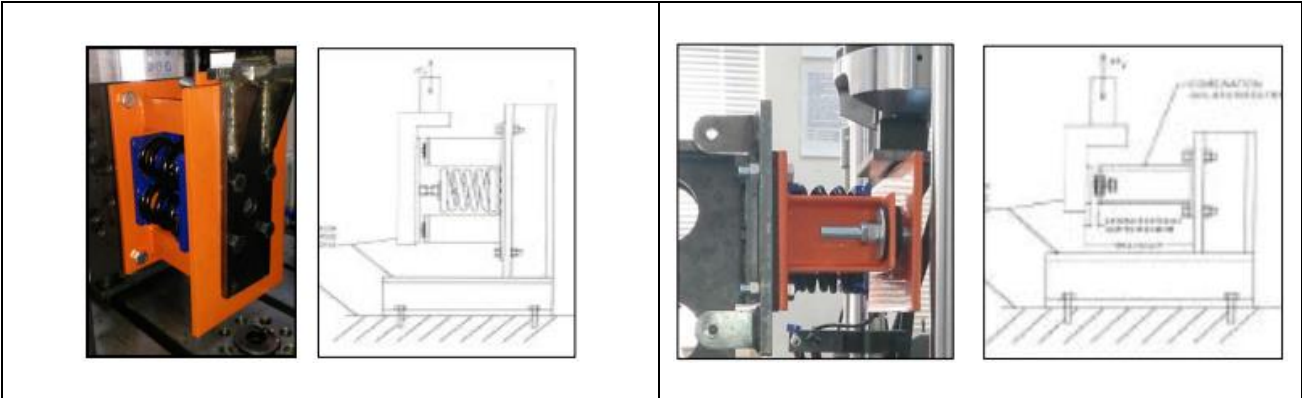
- : Tensile Test
- + : Compression Test

• PHOTOS FROM INSPECTION

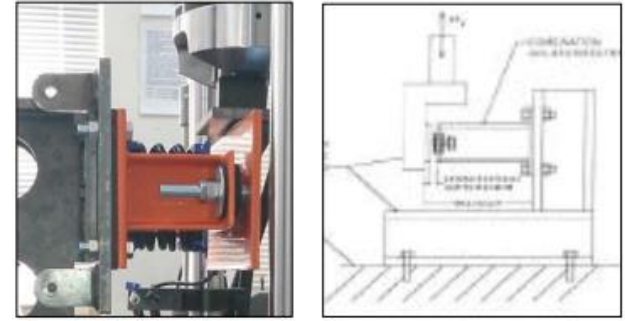
 	 
<p>Pic.1</p>	<p>Pic.2</p>
 	 
<p>Pic.3</p>	<p>Pic.4</p>
 	 
<p>Pic.5</p>	<p>Pic.6</p>
 	 
<p>Pic.7</p>	<p>Pic.8</p>

	
<p>Pic.9</p>	<p>Pic.10</p>
	
<p>Pic.11</p>	<p>Pic.12</p>
	
<p>Pic.13</p>	<p>Pic.14</p>
	
<p>Pic.15</p>	<p>Pic.16</p>

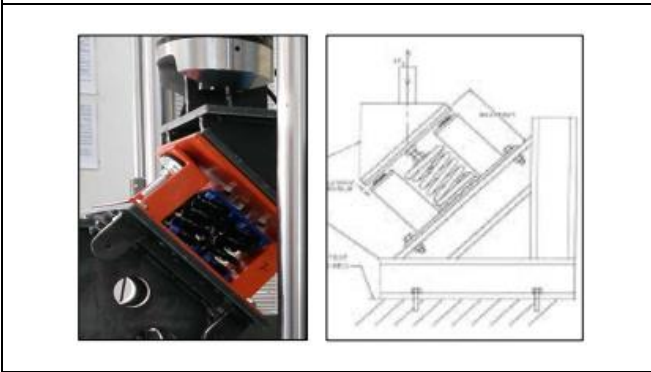




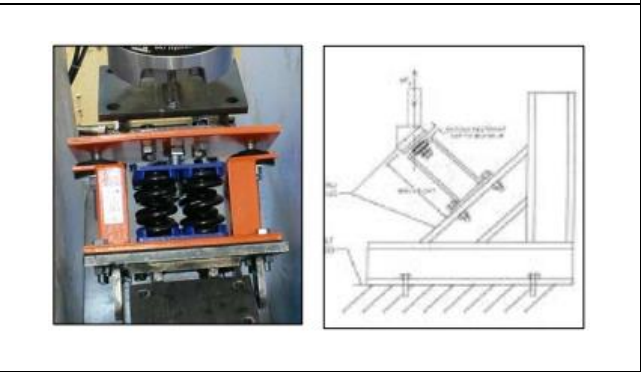
Pic.17




Pic.18




Pic.19



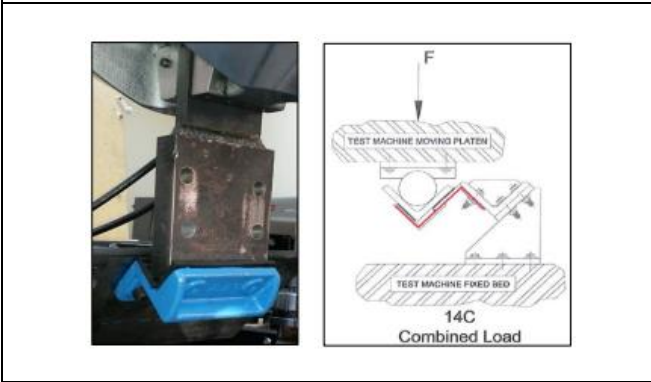
Pic.20



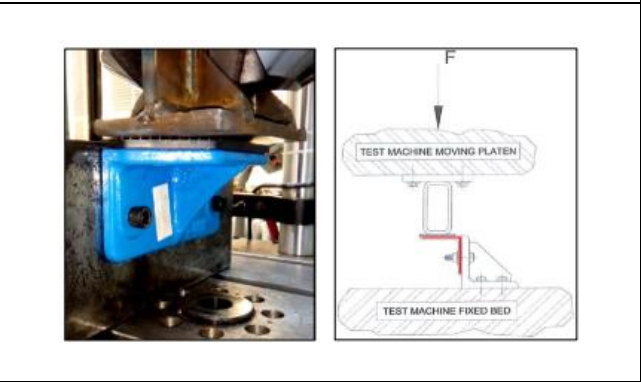
Pic.21



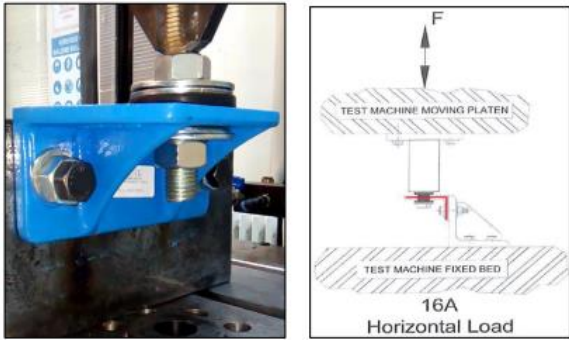
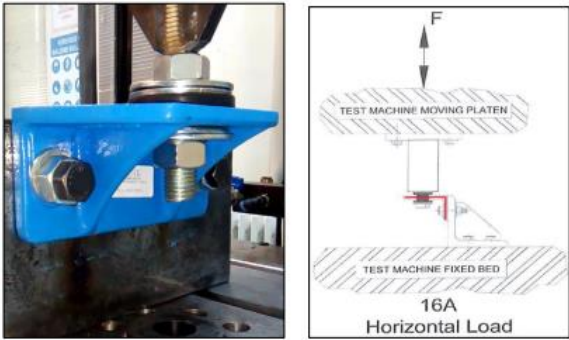
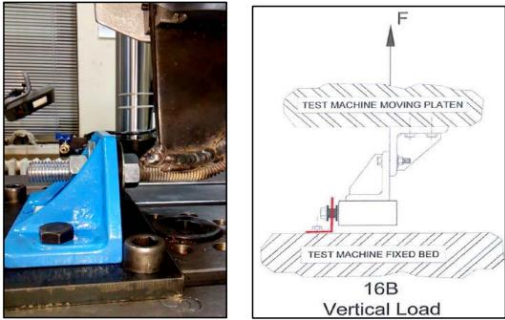

Pic.22



Pic.23



Pic.24

	
Pic.25	Pic.26
	
Pic.27	Pic.28

<b>Inspected by</b> Name: Özgün Ozan TÜRK Signature: 	<b>Reviewed by</b> Name: Onur KOŞAR Signature: 
<b>Sent to:</b> <input type="checkbox"/> CLIENT <input type="checkbox"/> MANUFACTURER <input type="checkbox"/> ARCHIVE	